



Digital Literacy
April 8, 2020—NTI Day #1

<p><i>Remember</i></p>	<p>www.mrsoutlandteachingit.weebly.com</p>
<p>Class Connection</p>	<p>Please connect with our Class</p> <p>Class website: www.mrsoutlandteachingit.weebly.com</p> <p>Twitter: @MzOutland</p> <p>Instagram: mzoutland</p> <p>Facebook: Mz_Outland Class Creations</p> <p>Remind: Send a text to: 81010 @ 99889a9 for Digital Literacy.</p> <p>Google Classroom Code for A2: lx4vyc3</p> <p>Google Classroom Code for A3: naop5wu</p> <p>Snapchat:</p>
	<ol style="list-style-type: none">1. Check in with Mrs. Outland on A Days for attendance2. Attend Zoom Conference when scheduled3. Follow/join class social media for class connection4. Check school email daily5. Do the best you can; we are all in this together! #TogetherKy6. Pay attention to due dates.
<p>HEADS UP!</p>	<p>Go to google.com/classroom.</p> <ol style="list-style-type: none">1. Complete the Google Slide Presentation.2. Due by Friday, April 10.
 Email	<p>Email Mrs. Outland at angela.outland@fayette.kyschools.us</p> <ol style="list-style-type: none">1. Subject: Zoom2. In the body, tell Mrs. Outland if you've downloaded Zoom and Google Meet. Which of these two are your favorite?3. Include a closing: Thanks,4. Insert your signature block. <p>Due April 7, 2020 by midnight.</p>
<p>Students will use a presentation program to use text, video and animation.</p>	<p>Create a Presentation using PowerPoint.</p>
<p>Use PowerPoint to create your presentation:</p> <ol style="list-style-type: none">1. Include an opening slide.2. Include videos3. Include audio4. Transitions5. Animations6. Make the presentation loop.7. Time the slides8. Use colors and themes of your choice.	<p>Choose a topic below (or create your own idea)</p> <p>Email Mrs. Outland with the topic you chose.</p> <p>Please pick the top three you want to do:</p> <ol style="list-style-type: none">1. Preventing the spread of germs.2. Explain the meaning of social distancing3. Conflict resolution during stressful times4. How to manage stress for teens5. Demonstrate a new dance or choreography you created.6. Introduce your family and pets

	<ol style="list-style-type: none"> 7. How are you staying healthy and practicing mindfulness 8. Share your experience during the #stayhealthyathome 9. Share your thoughts on the phrase, “We are in this together, #TeamKentucky”. 10. Highlight your senior year (for seniors only). 11. Plan your graduation ceremony and a graduation party (money is no object). It must be in Lexington so we can all attend. (Just for Juniors and seniors). 12. Conflict resolution and stress management at home. 13. **choose a topic of your own****
--	---




<h1 style="text-align: center;">Announcements</h1> <ol style="list-style-type: none"> 1. Join Remind. 2. Follow our class Twitter at: MzOutland_TC, @MzOutland 3. Send Mrs. Outland your preferred email address. 4. Gmetrix Access Code for the practice exams: 62656-DLAccess-60737 5. Gmetrix Access Code for Brain Buffet: BBF-22305-64622-DLAD
--



<p>G-metrix—Take the practice tests for MOS certification.</p> <ol style="list-style-type: none"> 1. Gmetrix.net 2. Access code: 22892-DL2020-93134 <p>If you can't get in to practice, Please email Mrs. Outland.</p>
--



<p>You are loved and missed!!</p> <p>We can do this together!</p> <p>Mrs. Outland is only a message away if you need ANYTHING!</p>
--



<p>Alternate assignment for those who don't have Internet or a computer at home:</p> <ol style="list-style-type: none"> 1. Students who do not have access to internet. <ol style="list-style-type: none"> a. Create a photo journal on google slides or PowerPoint for each day that they are out of school. 2. If you don't have a computer. <ol style="list-style-type: none"> a. Paste or tape a picture on a piece of paper (a brown bag, magazine page, old calendar pictures, etc.) and write a paragraph of what they did that day and/or how they feel about being stuck inside.



<p>How do I change my password for my school email?</p> <ul style="list-style-type: none"> • Technology Help Desk for Students: 859-381-4410 <ul style="list-style-type: none"> ○ Help desk hours: 8:00 a.m. –5:00 p.m. <p>How does my parents get information about my school's NTI?</p> <ul style="list-style-type: none"> • Go to this web page: https://www.fcps.net/domain/10750
