



Digital Literacy—A2 & A3
April 22, 2020—NTI A Day #7

<p align="center"><i>Remember</i></p>	<p align="center">www.mrsoutlandteachingit.weebly.com</p> <p align="center">**email Mrs. Outland if this site is blocked for you**</p>
<p align="center">Class Connection</p>	<p align="center">Please connect with our Class</p> <p>Class website: www.mrsoutlandteachingit.weebly.com</p> <p>Twitter: @MzOutland</p> <p>Instagram: mzoutland</p> <p>Facebook: Mz_Outland Class Creations</p> <p>Remind: Send a text to: 81010 @ 99889a9 for Digital Literacy.</p> <p>Google Classroom Code for A2: lx4vyc3</p> <p>Google Classroom Code for A3: naop5wu</p> <p>You Tube Channel:</p>
	<ol style="list-style-type: none"> 1. School is in session. Complete online assignments as best you can. 2. Read agenda for assignments. 3. Check in with Mrs. Outland by sending an email. 4. Email Mrs. Outland with any questions or concerns. 5. Attend Zoom Conference when scheduled 6. Follow/join class social media for class connection 7. Check school email daily 8. Do the best you can; we are all in this together! #TogetherKy 9. Pay attention to due dates.
<p align="center">HEADS UP!</p>	<p>Google Classroom Assignment</p> <ol style="list-style-type: none"> 1. We're Hiring! Name three places in Lexington that are hiring. 2. Due today.
 <p align="center">Email</p>	<p>Email Mrs. Outland at angela.outland@fayette.kyschools.us</p> <ol style="list-style-type: none"> 1. Subject: Resume 2. Use a salutation: Hello Ms. Outland 3. In the body: In a few sentences, tell Mrs. Outland if you have a copy of your Resume that we did in class. If you have your resume, attach it to this email. If you do not have your Resume, explain why. 4. Closing: Kind Regards, 5. Use your signature block.
<p>A3 Digital Literacy, please join</p>	<p>Edutyping.com</p> <p>Student Join Link: https://www.edutyping.com/student/join#5E7C9BB5D23F3</p>
<p>A2 Digital Literacy, please join today</p>	<p>https://www.edutyping.com/student/join#5E7C9B6A053F1</p>
<p>ONLINE LESSONS</p>	<p>EDU TYPE—Do these lessons.</p> <ol style="list-style-type: none"> 1. Lesson 3: 2. Lesson 4: 3. Lesson 5:



Announcements

BURNING QUESTIONS

How do I change my password for my school email?

- Technology Help Desk for Students: 859-381-4410
 - Help desk hours: 8:00 a.m. –5:00 p.m.

Attention!!

UPDATED BLOCK


MONDAY	TUESDAY	WEDNESDAY	THURSDAY	FRIDAY
APRIL 20	APRIL 21	APRIL 22	APRIL 23	APRIL 24
A	B	A	B	C-CONNECT
APRIL 27	APRIL 28	APRIL 29	APRIL 30	MAY 1
A	B	A	B	C-CONNECT

ROTATION SCHEDULE



Starting Monday, April 20, 2020:

- Every Monday and Wednesday will be an A-day
- Tuesday and Thursday will be a B-day. This is to provide consistency for students.
- Every Friday will be a C-Day for students/teachers/families to Connect
- Teachers may have assignments due on a Friday.
- Fridays, The Connect Day will be used for :
 - remediation,
 - extra help,
 - catching up,
 - student/teacher conferences, or
 - teacher/family conferences, etc.



You are loved and missed!!

We can do this together!

Mrs. Outland is only a message away if you need ANYTHING!

BURNING QUESTIONS

How do I change my password for my school email?

- Technology Help Desk for Students: 859-381-4410
 - Help desk hours: 8:00 a.m. –5:00 p.m.

What if I have a problem getting a computer or the Internet?

- Email Mrs. Outland.

How do my parents get information about my school's NTI?

- Go to this web page: <https://www.fcps.net/domain/10750>