





**AP Computer Science Principles
April 16, 2020—NTI A Day #5**

	<p align="center">Please connect with our Class Connection:</p> <p>Class website: www.mrsoutlandteachingit.weebly.com Twitter: @MzOutland Instagram: mzoutland Facebook: Mz_Outland Class Creations Google Classroom: wil4a7p Remind: Send a text to: 81010 @b2f2kgg Snapchat:</p>
	<ol style="list-style-type: none"> 1. NTI means school is in session. 2. Read the agenda for daily and weekly assignments. 3. Check school email daily and email Mrs. Outland assignments 4. Attend Zoom Conference when scheduled 5. Follow/join class social media to stay up-to-date 6. Do the best you can; we are all in this together! #TogetherKy 7. Complete the email assignment by the end of day 8. Contact Mrs. Outland any time with questions or concerns.
<h2 style="color: purple; text-decoration: underline;">LEARNING ACTIVITIES</h2>	
	<p>Google Classroom Assignment:</p> <ol style="list-style-type: none"> 1. Due today.
<p align="center">MOVE ON TO THE NEXT ASSIGNMENT>>>>>>>>>>>></p>	
 <p>1.16 Students use computers to Communicate information and ideas.</p>	<p>Send an email to Mrs. Outland: angela.outland@fayette.kyschools.us</p> <p>Subject: Grades Salutation: Good Morning Body: Tell Mrs. Outland what grades and assignments you are missing. On Fridays, C Connect Days, grades will be updated. Email and Google Classroom assignments will be graded weekly.</p> <p>Closing: Kind Regards Insert your signature block</p>
<p align="center">MOVE ON TO THE NEXT ASSIGNMENT>>>>> DO NOT STOP....</p>	
<p>CPP.L2:5 Problem solve using programming language</p>	<p>Create - AP Performance Task Prep ('19-'20)</p> <ol style="list-style-type: none"> 1. Create PT—Continue Working— <ol style="list-style-type: none"> a. Read the AP Student Task Directions document on Google Classroom. b. Review the AP Create PT Rubric. 2. Create PT—Progress Check—April 30 3. Create PT—Complete the Task <p>Due April 30 to Mrs. Outland</p>

IMPORTANT DUE DATES FOR THE AP CSP EXPLORE AND PERFORMANCE

Due date: Upload by Friday, April 17 @ midnight.

- AP Explore PT Prep—Due April 15 to Mrs. Outland
1. Explore PT—Review the Task
 2. Explore PT—Make a plan
 3. Explore PT—Complete the Task

**Questions about grades and NTI Lessons, Email Mrs. Outland

Next Upcoming Assignment

- AP Computer Science Principles Assignments.
1. Code.org Unit 5
 - a. Lesson 11: While Loops
 - b. Lesson 12: Loops and Simulations
 - c. Lesson 13: Introduction to Arrays
 - d. Lesson 14: Building an App: Image Scroller
 - e. Lesson 15: Processing arrays
 - f. Lesson 16: Functions with Return Values
 - g. Lesson 17: Building an App: Canvas Painter.



- How do I change my password for my school email?
- Technology Help Desk for Students: 859-381-4410
 - Help desk hours: 8:00 a.m. –5:00 p.m.

ANNOUNCEMENTS!!!



UPDATED BLOCK

MONDAY	TUESDAY	WEDNESDAY	THURSDAY	FRIDAY
APRIL 20	APRIL 21	APRIL 22	APRIL 23	APRIL 24
A	B	A	B	C-CONNECT
APRIL 27	APRIL 28	APRIL 29	APRIL 30	MAY 1
A	B	A	B	C-CONNECT

ROTATION SCHEDULE

- Starting Monday, April 20, 2020,
- Every Monday and Wednesday will be an A-day
 - Tuesday and Thursday will be a B-day. This is to provide consistency for students.
 - Every Friday will be a C-Day for students/teachers/families to Connect
 - Teachers may have assignments due on a Friday.
 - Fridays, The Connect Day will be used for :
 - remediation, extra help, catching up, student/teacher conferences, or teacher/family conferences, etc.