



Digital Literacy—A2 & A3  
April 16, 2020—NTI A Day #4

<p><i>Remember</i></p>	<p><a href="http://www.mrsoutlandteachingit.weebly.com">www.mrsoutlandteachingit.weebly.com</a> <i>**email Mrs. Outland if this site is blocked for you**</i></p>
<p><b>Class Connection</b></p>	<p><b>Please connect with our Class</b></p> <p>Class website: <a href="http://www.mrsoutlandteachingit.weebly.com">www.mrsoutlandteachingit.weebly.com</a></p> <p>Twitter: @MzOutland</p> <p>Instagram: mzoutland</p> <p>Facebook: Mz_Outland Class Creations</p> <p>Remind: Send a text to: 81010 @ 99889a9 for Digital Literacy.</p> <p>Google Classroom Code for A2: lx4vyc3</p> <p>Google Classroom Code for A3: naop5wu</p> <p>Snapchat:</p>
	<ol style="list-style-type: none"><li>1. School is in session. Complete online assignments as best you can.</li><li>2. Read agenda for assignments.</li><li>3. Check in with Mrs. Outland by sending an email.</li><li>4. Email Mrs. Outland with any questions or concerns.</li><li>5. Attend Zoom Conference when scheduled</li><li>6. Follow/join class social media for class connection</li><li>7. Check school email daily</li><li>8. Do the best you can; we are all in this together! #TogetherKy</li><li>9. Pay attention to due dates.</li></ol>
<p><b>HEADS UP!</b></p>	<p><b>Google Classroom Assignment</b></p> <ol style="list-style-type: none"><li>1. Join EduType to begin a review of touch-typing.</li><li>2. This is required, so please create an account.</li><li>3. Email Mrs. Outland if you have issues with logging in.</li></ol>
 <b>Email</b>	<p>Email Mrs. Outland at <a href="mailto:angela.outland@fayette.kyschools.us">angela.outland@fayette.kyschools.us</a></p> <ol style="list-style-type: none"><li>1. Subject: Happy Day!</li><li>2. Use a salutation: Hello Ms. Outland</li><li>3. In the body: In a paragraph, discuss the advantages and disadvantages (for you) of doing your NTI schoolwork at home.</li><li>4. Closing: Kind Regards,</li><li>5. Use your signature block. Insert your signature block.</li></ol> <p>Due April 16, 2020 by midnight.</p>
<p>ONLINE LESSONS</p>	<p>EDU TYPE</p> <ol style="list-style-type: none"><li>1. Do Lesson 1 Home Row and Reaches</li><li>2. Lesson 2: Practice Home Row Reaches.</li></ol>
<p>Students will use a presentation program to use text, video and animation.</p>	<p><b>Create a Presentation using PowerPoint.</b></p> <p>Upload by Friday, April 17 @ Midnight.</p>

Use PowerPoint to create your presentation:

1. Include an opening slide.
2. Include videos
3. Include audio
4. Transitions
5. Animations
6. Make the presentation loop.
7. Time the slides
8. Use colors and themes of your choice.

Choose a topic below (or create your own idea)

**Email Mrs. Outland with the topic you chose.**

Please pick the top three you want to do:

1. Preventing the spread of germs.
2. Explain the meaning of social distancing
3. Conflict resolution during stressful times
4. How to manage stress for teens
5. Demonstrate a new dance or choreography you created.
6. Introduce your family and pets
7. How are you staying healthy and practicing mindfulness
8. Share your experience during the #stayhealthyathome
9. Share your thoughts on the phrase, "We are in this together, #TeamKentucky".
10. Highlight your senior year (for seniors only).
11. Plan your graduation ceremony and a graduation party (money is no object). It must be in Lexington so we can all attend. (Just for Juniors and seniors).
12. Conflict resolution and stress management at home.
13. \*\*choose a topic of your own\*\*\*\*



# Announcements

**BURNING QUESTIONS**

How do I change my password for my school email?


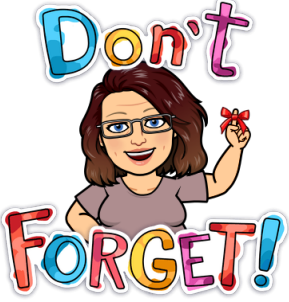


- Technology Help Desk for Students: 859-381-4410
  - Help desk hours: 8:00 a.m. –5:00 p.m.

# Attention!!

## UPDATED BLOCK

MONDAY	TUESDAY	WEDNESDAY	THURSDAY	FRIDAY
APRIL 20	APRIL 21	APRIL 22	APRIL 23	APRIL 24
A	B	A	B	C-CONNECT
APRIL 27	APRIL 28	APRIL 29	APRIL 30	MAY 1
A	B	A	B	C-CONNECT

## ROTATION SCHEDULE

	<p>Starting Monday, April 20, 2020:</p> <ul style="list-style-type: none"> <li>• Every Monday and Wednesday will be an A-day</li> <li>• Tuesday and Thursday will be a B-day. This is to provide consistency for students.</li> <li>• Every Friday will be a C-Day for students/ teachers/ families to Connect</li> <li>• Teachers may have assignments due on a Friday.</li> <li>• Fridays, The Connect Day will be used for : <ul style="list-style-type: none"> <li>○ remediation,</li> <li>○ extra help,</li> <li>○ catching up,</li> <li>○ student/ teacher conferences, or</li> <li>○ teacher/ family conferences, etc.</li> </ul> </li> </ul>
	<p><b>YOU ARE LOVED AND MISSED!!</b></p> <p><b>WE CAN DO THIS TOGETHER!</b></p> <p><b>MRS. OUTLAND IS ONLY A MESSAGE AWAY IF YOU NEED ANYTHING!</b></p>
	<p>Alternate assignment for the PowerPoint assignment for those who don't have Internet or a computer at home:</p> <ol style="list-style-type: none"> <li>1. Students who do not have access to internet. <ol style="list-style-type: none"> <li>a. Create a photo journal on google slides or PowerPoint for each day that they are out of school.</li> </ol> </li> <li>2. If you don't have a computer or Camera: <ol style="list-style-type: none"> <li>a. Paste or tape a picture or drawings on a piece of paper (a brown bag, magazine page, old calendar pictures, etc.) and write a paragraph of what they did that day and/or how they feel about being stuck inside.</li> </ol> </li> </ol>
	<p>How do I change my password for my school email?</p> <ul style="list-style-type: none"> <li>• Technology Help Desk for Students: 859-381-4410 <ul style="list-style-type: none"> <li>○ Help desk hours: 8:00 a.m. –5:00 p.m.</li> </ul> </li> </ul> <p>What if I have a problem getting a computer or the Internet?</p> <ul style="list-style-type: none"> <li>• Email Mrs. Outland.</li> </ul> <p>How does my parents get information about my school's NTI?</p> <ul style="list-style-type: none"> <li>• Go to this web page: <a href="https://www.fcps.net/domain/10750">https://www.fcps.net/domain/10750</a></li> </ul>